

2. REMOTE CONTROLLER

WIRELESS REMOTE CONTROLLER

FEATURES



- * Four kinds of timer setup (ON / OFF / PROGRAM / SLEEP) are possible.
- * Four kinds of timers. Easy operation.
- * Easy to change transmission code (4 patterns) by button operation.

● Simple function setting

Setting of the air conditioner selection function is performed by remote controller.

● Built-in timers

Select from four different timer programs (On/Off/Program/Sleep).

● Program timer

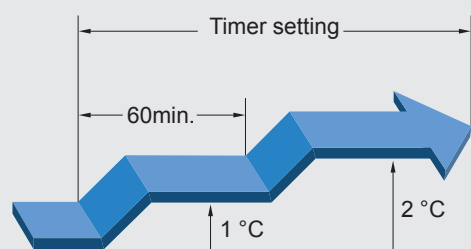
The program timer operates the ON and OFF timer once within a 24 hour period.

● Sleep timer

The sleep timer function automatically corrects the temperature thermostat setting according to the time setting to prevent excessive cooling and heating while sleeping.

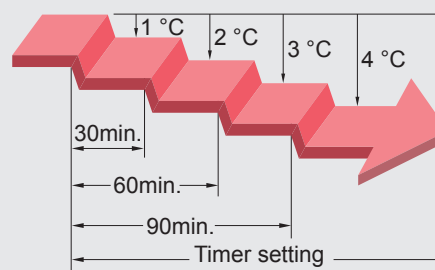
Cooling operation/dry operation

When the sleep timer is set, the set temperature automatically rises 1 °C every hour. The set temperature can rise up to a maximum of 2 °C.

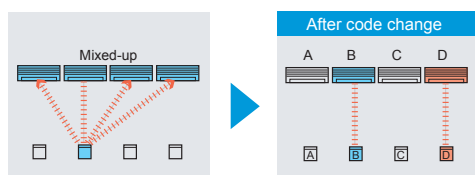


Heating operation

When the sleep timer is set, the set temperature automatically drops 1 °C every 30 minutes. The set temperature can drop to a maximum of 4 °C.

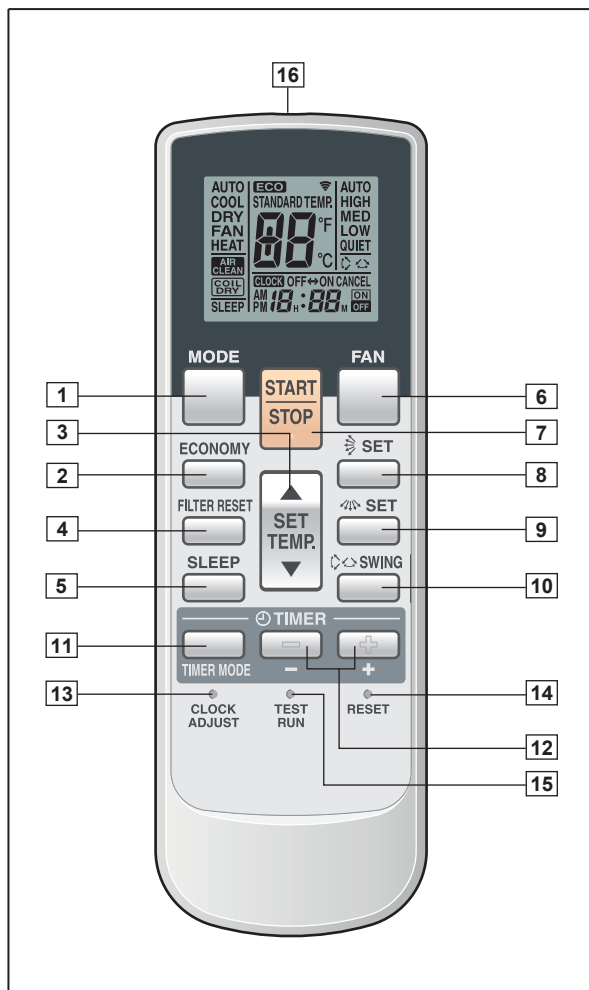


● Switching remote control unit signal code



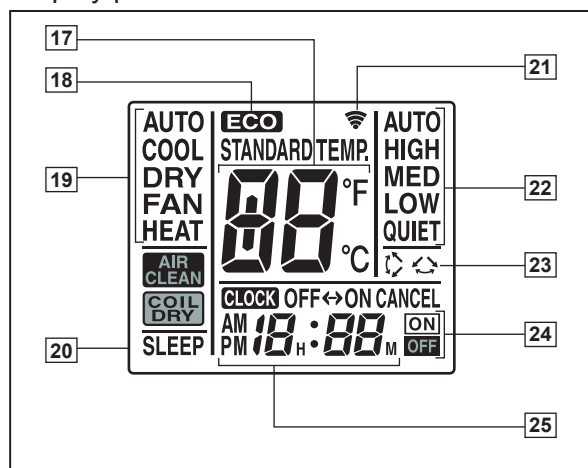
- Code selector switch eliminates unit being wrongly switched.
(Up to 4 codes can be set.)

FUNCTIONS



- 1 **MODE button**
Selects the operating mode (AUTO, HEAT, FAN, COOL, DRY). /Start / end R.C. custom code change. (Max 4 types)
- 2 **Economy button**
- 3 **Set temp. button (▲/▼)**
Set remote controller custom code buttons
Sets the indoor temp./ Sets R.C. custom code.
- 4 **Filter reset button**
- 5 **Sleep button**
Pressed to select sleep timer.
- 6 **Fan button**
Selects the fan speed (AUTO, QUIET, LOW, MED, HIGH).
- 7 **START/STOP button**
Pressed to start and stop operation.
- 8 **Set button (Vertical)**
Air flow direction vertical set button.
- 9 **Set button (Horizontal)**
Air flow direction horizontal set button.
- 10 **Swing button**
Air flow direction swing button.
- 11 **Timer mode button**
Pressed to select the timer mode. (OFF TIMER, ON TIMER, PROGRAM TIMER, TIMER RESET)
- 12 **Timer set (⊕ / ⊖) button**
Sets the current time and on-off time.
- 13 **Clock adjust button**
Sets the current time.
- 14 **Reset button**
Used when replacing batteries.
- 15 **Test run button**
Used when testing the air conditioner after installation.

Display panel



- 16 **Signal transmitter**
- 17 **Temperature set display**
- 18 **Economy display**
- 19 **Operating mode display**
- 20 **Sleep display**
- 21 **Transmit indicator**
- 22 **Fan speed display**
- 23 **Swing display**
- 24 **Timer mode display**
- 25 **Clock display**

Functions will be different due to type of indoor unit.
For details, please see operation manual.

SPECIFICATION

SIZE (H x W x D mm)	170 x 56 x 19
WEIGHT (g)	85 (w/o batteries)
ACCESSORY	Holder